

*RS*  
aero

## Upper Mast Track Checking Process



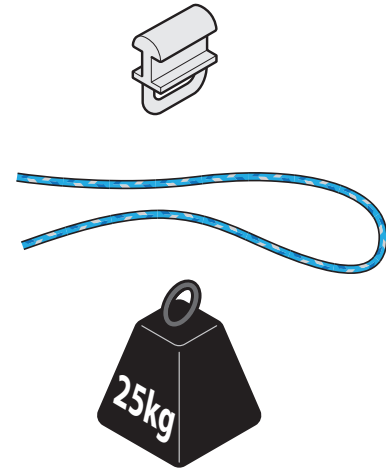
PLEASE FOLLOW GUIDE IN THE CORRECT ORDER

*RS*

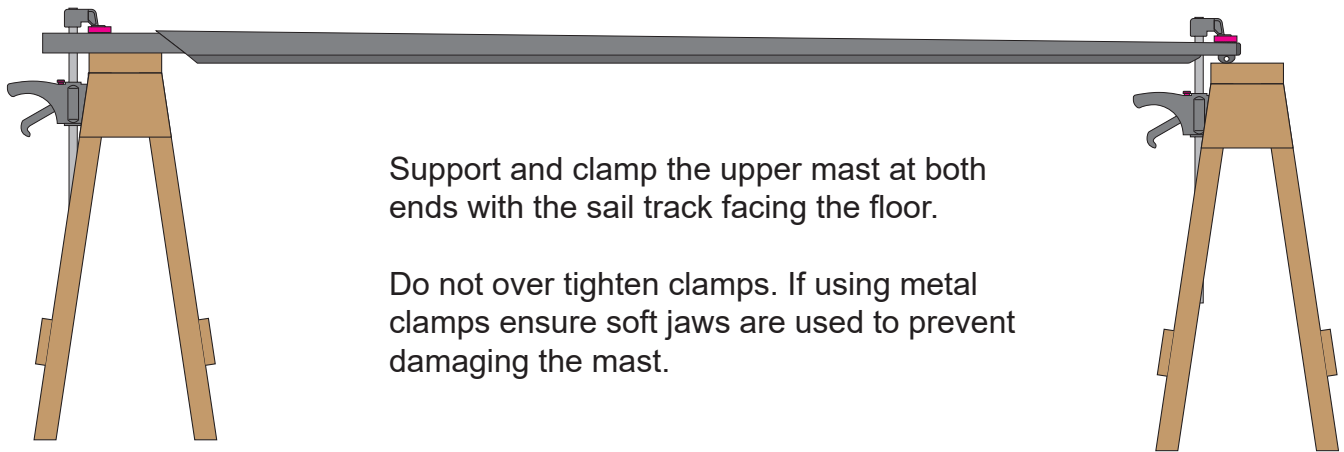
aero

**TOOLS REQUIRED:**

- Suitable sail slide
- Length of rope to attached weight
- 25kg weight
- Clamp x2




1.



Support and clamp the upper mast at both ends with the sail track facing the floor.

Do not over tighten clamps. If using metal clamps ensure soft jaws are used to prevent damaging the mast.

1.



Using a suitable piece of rope attach the 25kg weight to the sail slider. Slide the weight onto the track. Position the weight 5cm from each end of the track and let the weight hang free. This concludes the test.