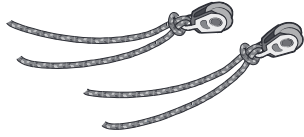


RS Tera 5.4 - Fitting the Performance Outhaul

Contents:

20mm block cowhitched to D12 (x2)



20mm block

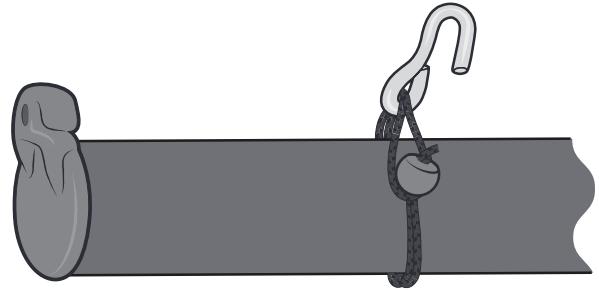


2.06m x 4mm rope




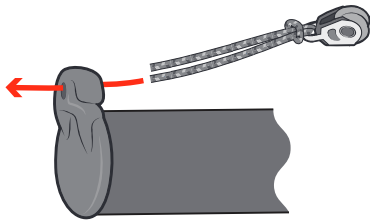
a)

Remove the old outhaul line. Leave the metal clew hook strapped to the boom.

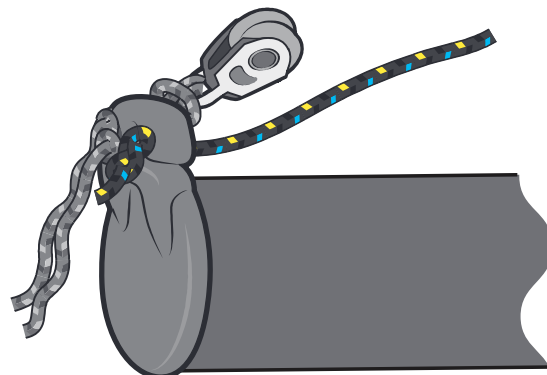
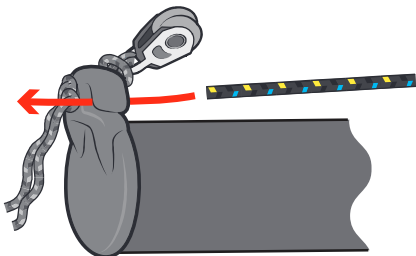


b) Take one of the blocks cowhitched to a piece of D12.

Pass the two ends of the D12 aft through the holes in the port side of the boom end cap and tie a stopper knot in each end close to the end cap.



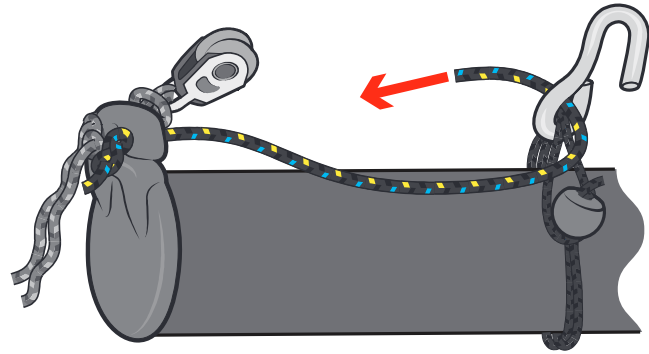
c) Take the old outhaul rope and pass one end through the starboard hole in the boom end cap and tie a stopper knot.



RS Tera 5.4 - Fitting the Performance Outhaul

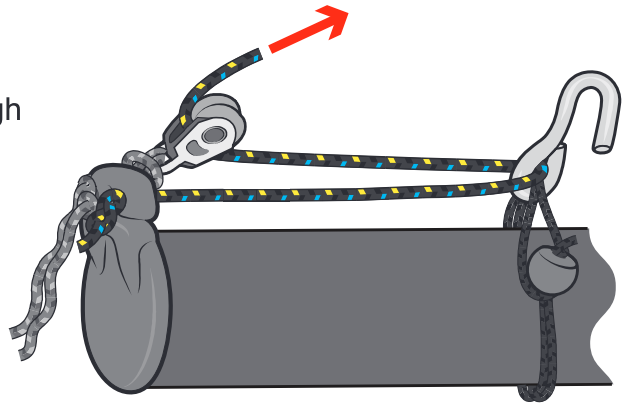
d)

Pass the free end of the old outboard line through the base of the metal clew hook.



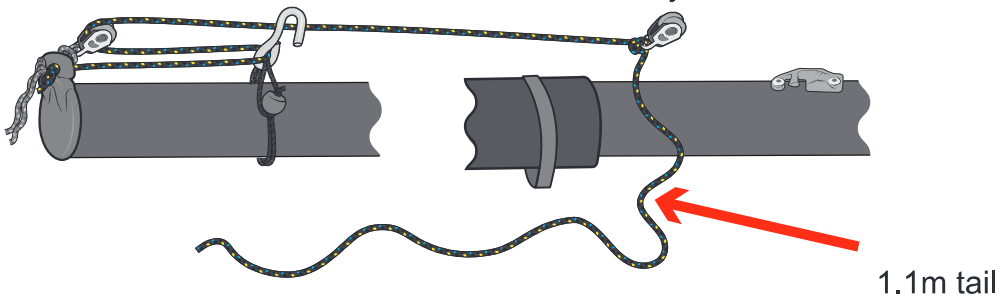
e)

Pass the end of the old outhaul rope through the block added in **step b**.



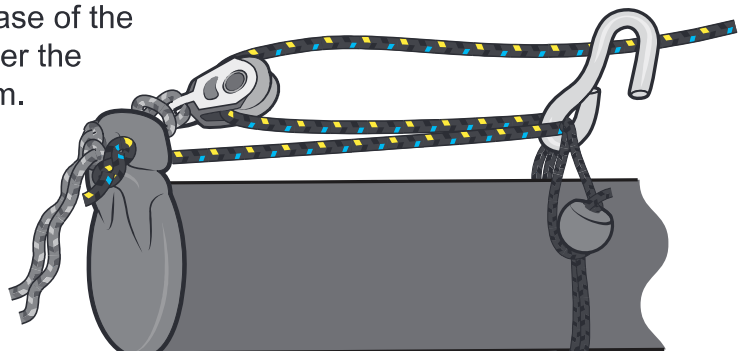
f)

Take this line forward along the boom towards the cleat and attach a 20mm block approximately 1.1m in from the end of the rope using a knot on knot. This excess tail will be cut off and the ends sealed, but not yet.



f)

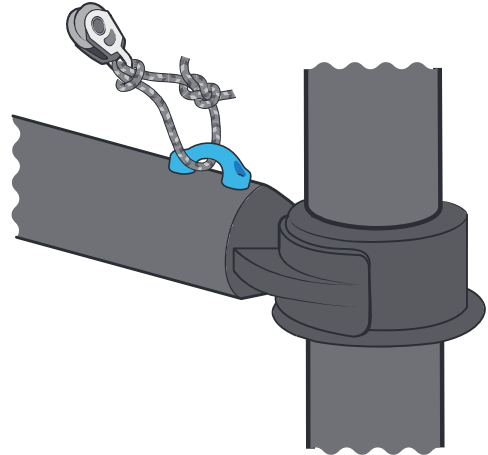
Take the rope loop with bobble from the original outhaul. Pass the loop through the base of the metal hook, around the boom and over the bobble to attach the hook to the boom.



g)


Take the other block cow hitched to D12 from the pack.

Tie this block onto the plastic deck eye at the inboard end of the boom using a reef knot.



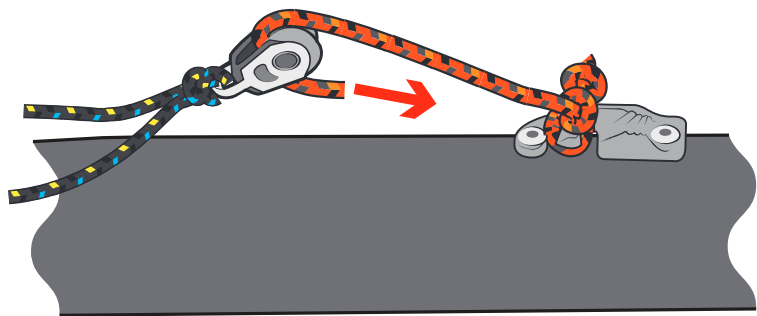
h)

Take the 2.06m x 4mm rope from the pack and tie one end onto the boom cleat with a knot on knot.



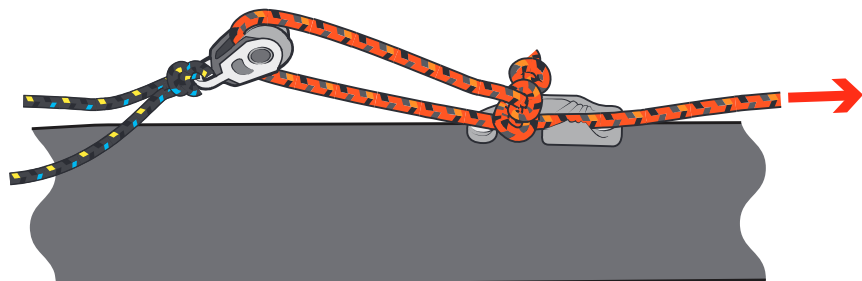
i)

Thread the free end of the rope through the block that was attached to the old downhaul rope in **step f**.



j)

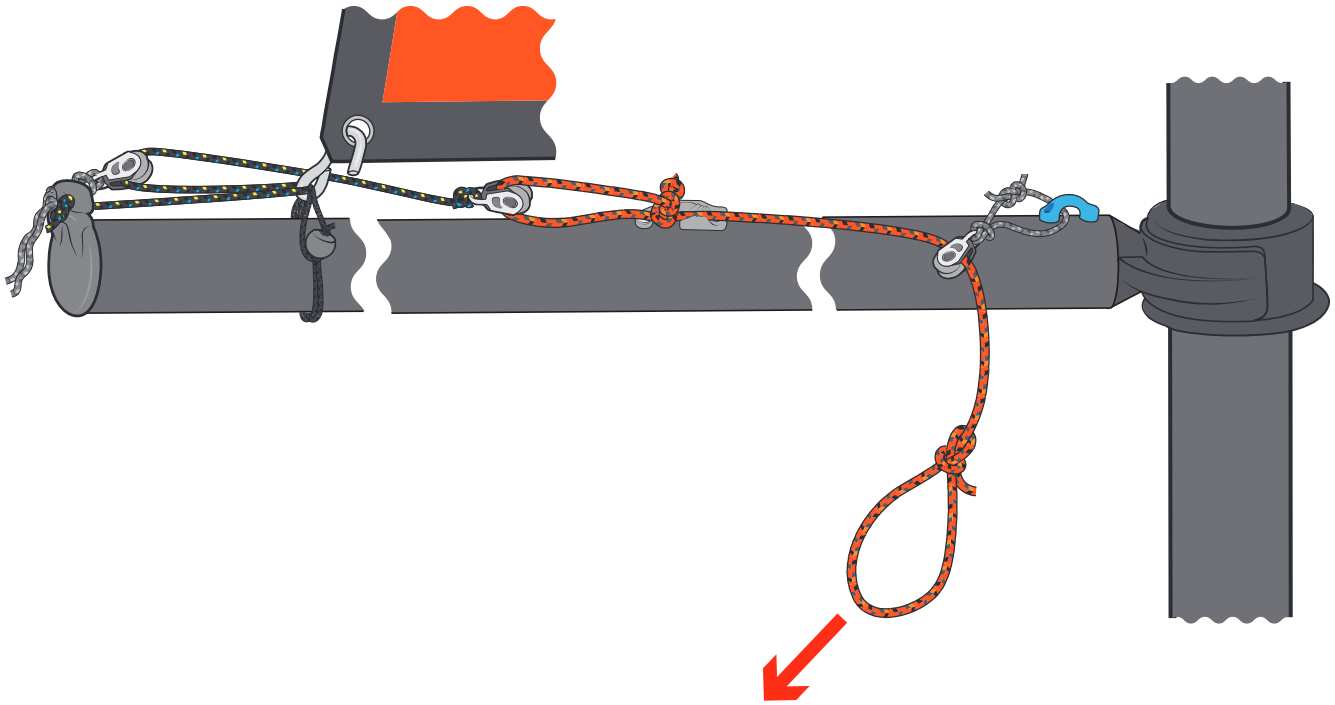
Thread the rope forward through the cleat on the boom.



RS
Tera 5.4 - Fitting the Performance Outhaul

k)

Thread the end through the block that was tied to the deck eye on the inboard end of the boom (in **step g**) and tie a large bowline in the end to act as a handle.



l)

Rig the boat and test the control functions. Adjust as necessary then cut off the excess line from the old downhaul rope and seal the end. You should need to cut off approximately 1m.